

GTM3.1

HEAT-SHRINKABLE THREE CORE TRANSITION JOINT

Up to 36 kV

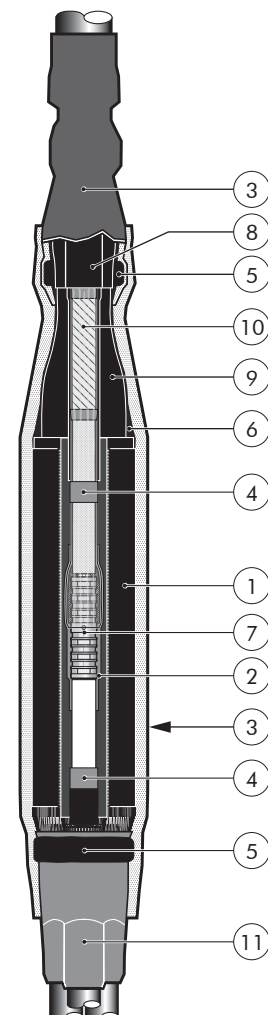
Application

For jointing three-core paper cables (draining and non-draining) to three single core polymeric cables. For use with belted or screened (Höchstädter) cables with a common lead sheath. This transition joint is fully screened, submersible and suitable to be directly buried.

6/10 (12) kV
6.35/11 (12) kV
8.7/15 (17.5) kV
12/20 (24) kV
12.7/22 (24) kV
18/30 (36) kV
19/33 (36) kV

Design

1. Dual wall tube.
2. Stress control tube.
3. Protection tube.
4. Hi-K mastic.
5. Sealing mastic.
6. Screen continuity (copper braid and mesh).
7. Conductor connector (supplied on request).
8. Semi-conductive break-out.
9. Semi-conductive tubes.
10. Barrier tube.
11. Break-out.



Specifications and standards

Meets the requirements of CENELEC HD 629.2 and IEC 60502-4.

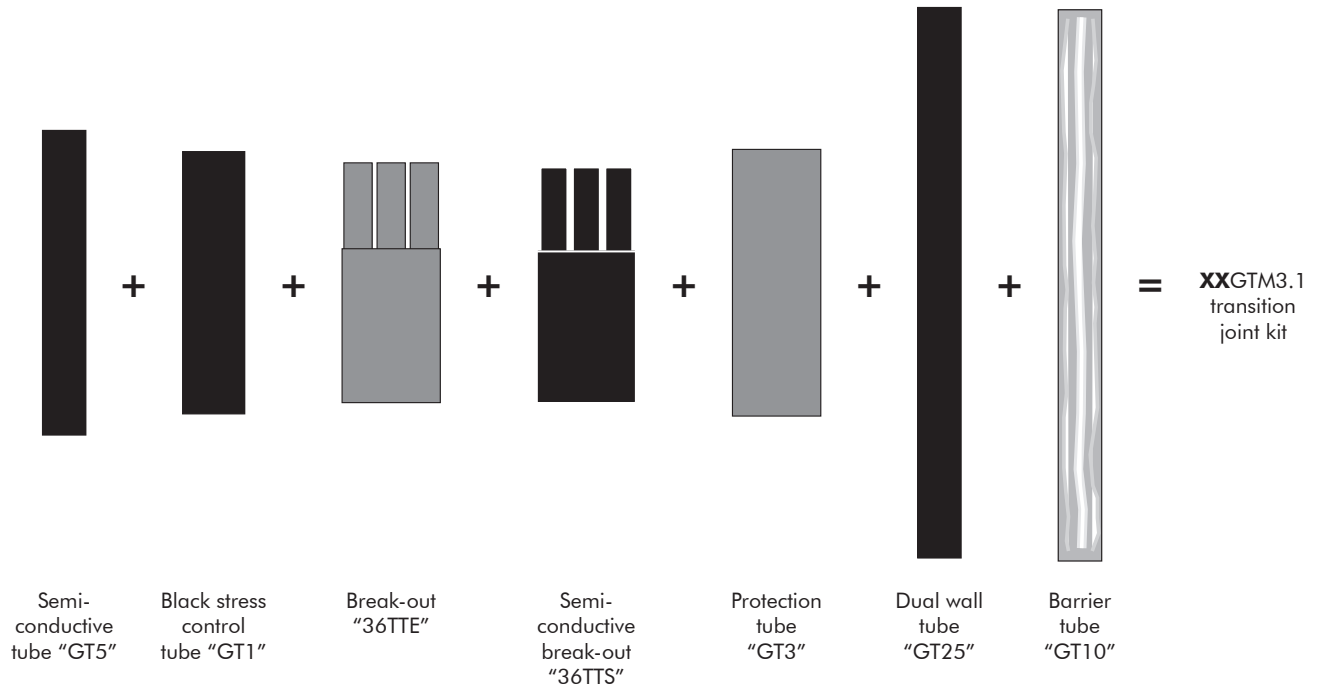
Straight Joint type	Voltage U_m (kV)	Length "L" (mm)	Conductor sizes (mm ²)	
			min	max
17GTM3.1	12 - 17.5	1800	25	400
24GTM3.1	24	1800	25	400
36GTM3.1	36	1800 - 2300	35	400

03/2009

Kit contents

The complete GTM3.1 joint kit comprises the following components:

The kit also comprises installation instructions, semi-conductive tape, Hi-K mastic, stress control mastic, sealing mastic "NGAF", adhesive tape, copper braid, finned copper mesh tape, armour continuity and roll springs.



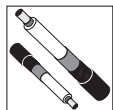
Ordering instructions

Select the part number corresponding to both system voltage and cable dimensions.

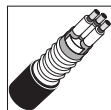
Example:

The three core belted cable is 12 kV, 3 x 150 mm², non-draining, armoured and must be jointed to a three single core 12 kV, 150 mm² XLPE cables.
Order: 17GTM3.1.300i.

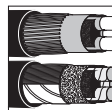
Ordering part number	Voltage U ₀ /U (kV)	Conductor size range (mm ²)	
		min	max
17GTM3.1.50i	6/10 and 8.7/15	25	50
17GTM3.1.95i	6/10 and 8.7/15	50	95
17GTM3.1.300i	6/10 and 8.7/15	95	300
17GTM3.1.400i	6/10 and 8.7/15	240	400
24GTM3.1.50i	12/20	25	50
24GTM3.1.240i	12/20	50	240
24GTM3.1.400i	12/20	150	400
36GTM3.1.95i	18/30	35	95
36GTM3.1.240i	18/30	70	240
36GTM3.1.400i	18/30	150	400



When jointing cables of different sizes, please contact our representative.



For use with PICAS cables. Please contact our representative.



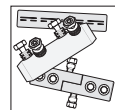
Different armour connections are available. Please contact our representative.



For use with other cable types, please contact our representative.



For transition to three core XLPE cables: see GTM3.



Can be supplied with all common types of conductor connectors.



www.cable-jointing.com
Tel: +44 (0) 1482 37 37 20

info@cable-jointing.com
Fax: +44 (0) 1482 24 20 20

Bonus Power Systems Limited. Head Office and Global Distribution Centre, Connaught Rd, Kingswood Business Park, Hull, E. Yorkshire, UK. HU7 3AP. Specialist Electrical Distribution UK and Worldwide. Low Voltage to Extra High Voltage Cables, Joints, Terminations, Tools, Cable Jointing Accessories.